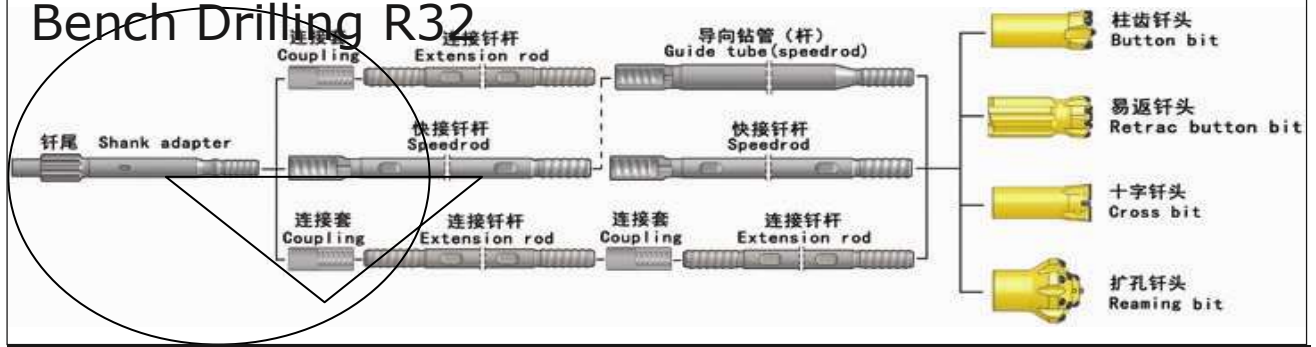
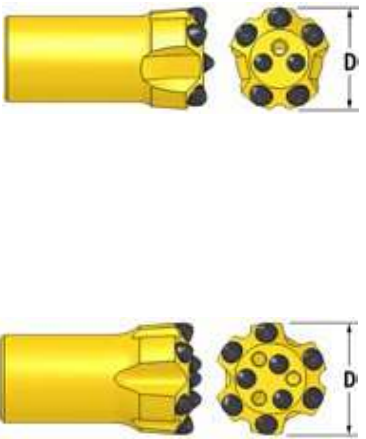
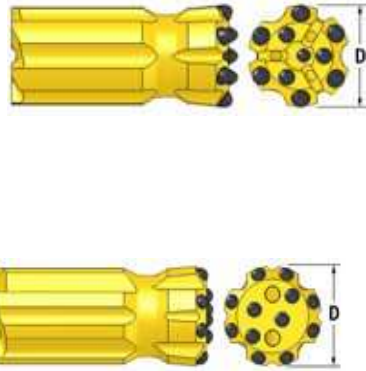

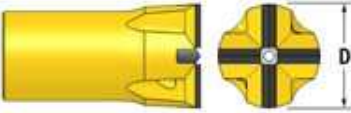
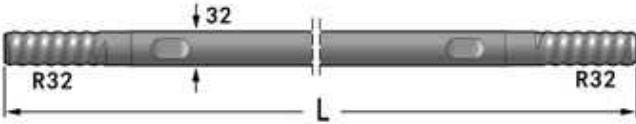
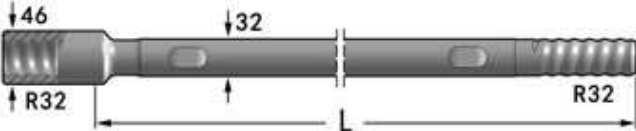
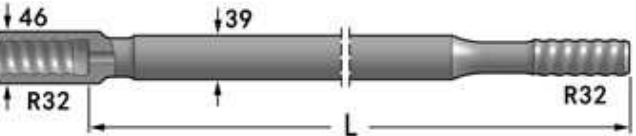


Bench Drilling R32

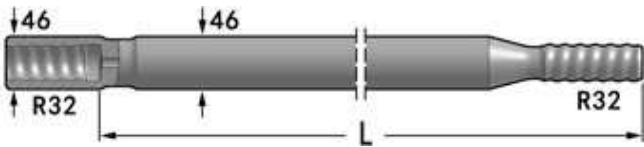



| Drill bit | Diameter | | No×button diameter | | | Flushing hole | | Weight approx kg | |
|---|---|-------|--------------------|-------|-------|---------------|------|------------------|--|
| | mm | inch | Front | Gauge | Angle | Front | Side | | |
| Button bit  | Spherical buttons | | | | | | | | |
| | 48 | 1 7/8 | 2×9 | 5×11 | 35° | 1 | 2 | 1.0 | |
| | 48 | 1 7/8 | 3×8 | 6×10 | 40° | 3 | - | 0.9 | |
| | 51 | 2 | 2×10 | 5×11 | 35° | 1 | 2 | 1.0 | |
| | 51 | 2 | 3×9 | 6×10 | 35° | 3 | - | 1.0 | |
| | 57 | 2 1/4 | 3×9 | 6×11 | 35° | 3 | - | 1.3 | |
| | 57 | 2 1/4 | 3×10 | 6×11 | 35° | 3 | - | 1.3 | |
| | 64 | 2 1/2 | 3×11 | 6×12 | 30° | 3 | - | 1.6 | |
| | 64 | 2 1/2 | 3×10,1×10 | 6×11 | 35° | 3 | - | 1.6 | |
| | 64 | 2 1/2 | 4×10 | 8×10 | 40° | 2 | - | 1.6 | |
| | 70 | 3 | 4×11 | 8×11 | 40° | 2 | - | 2.6 | |
| | 76 | 3 | 4×11,1×11 | 8×11 | 35° | 2 | - | 2.6 | |
| | Parabolic buttons | | | | | | | | |
| | | 1 7/8 | | | | | | - | |
| | | 2 | | | | | | 1 | |
| | | 2 1/8 | | | | | | 1 | |
| | | 2 1/4 | | | | | | - | |
| | | 2 1/4 | | | | | | - | |
| | | 2 1/2 | | | | | | - | |
| | 483×86×1040°30.9 513×96×1040°31.0 543×96×1040°31.0 573×96×1135°31.3 | | | | | | | | |
| 573×106×1135°31.3 | | | | | | | | | |
| 644×108×1040°21.6 | | | | | | | | | |
| Retrac button bit  | Spherical buttons | | | | | | | | |
| | 48 | 1 7/8 | 3×8 | 6×10 | 40° | 3 | - | 1.2 | |
| | 51 | 2 | 3×9 | 6×10 | 35° | 3 | - | 1.4 | |
| | 64 | 2 1/2 | 3×10,1×10 | 6×11 | 35° | 3 | - | 2.2 | |
| | 64 | 2 1/2 | 4×10 | 8×10 | 40° | 2 | - | 2.2 | |
| | 76 | 3 | 4×11,1×11 | 8×11 | 35° | 4 | 1 | 3.5 | |
| | Parabolic buttons | | | | | | | | |
| | 48 | 1 7/8 | 3×9 | 6×10 | 30° | 3 | - | 1.2 | |
| | 51 | 2 | 3×9 | 6×10 | 30° | 3 | - | 1.4 | |
| | 64 | 2 1/2 | 3×10,1×10 | 6×11 | 35° | 3 | - | 2.2 | |
| | 64 | 2 1/2 | 4×10 | 8×10 | 40° | 2 | - | 2.2 | |
| | 76 | 3 | 4×11,1×11 | 8×11 | 35° | 4 | 1 | 3.5 | |

Bench Drilling R32

| Drill bit | Diameter | | No×button diameter | | | Flushing hole | | Weight approx kg | |
|---|-------------------|---------|--------------------|-------|----------|---------------|------------------|------------------|--|
| | Mm | inch | Front | Gauge | Angle | Front | Side | | |
| Dome bit for reaming  | Spherical buttons | | | | | | | | |
| | 76 | 3 | 1×13 | 9×13 | 35° | 3 | 1 | 2.0 | |
| | 89 | 3 1/2 | 1×13 | 14×13 | 35° | 2 | 2 | 2.6 | |
| | 102 | 4 | 1×13 | 16×13 | 35° | 2 | 2 | 3.2 | |
| | 127 | 5 | 1×13 | 18×13 | 35° | 3 | 1 | 4.8 | |
| | Parabolic buttons | | | | | | | | |
| | 76 | 3 | 1×13 | 9×13 | 35° | 3 | 1 | 2.0 | |
| | 89 | 3 1/2 | 1×13 | 14×13 | 35° | 2 | 2 | 2.6 | |
| | 102 | 4 | 1×13 | 16×13 | 35° | 2 | 2 | 3.2 | |
| | 127 | 5 | 1×13 | 18×13 | 35° | 3 | 1 | 4.8 | |
| Cross-type bits  | 45 | 1 3/4 | 16×10 | - | 1 | 4 | 0.9 | | |
| | 48 | 1 7/8 | 16×10 | - | 1 | 4 | 0.9 | | |
| | 51 | 2 | 16×10 | - | 1 | 4 | 1.2 | | |
| | 57 | 2 1/4 | 16×10 | - | 1 | 4 | 1.3 | | |
| | 64 | 2 1/2 | 18×13 | - | 1 | 4 | 1.5 | | |
| Drill rod | | | Length | | Diameter | | Weight approx kg | | |
| | | | mm | Foot | mm | inch | | | |
| Extension rod R32-Round32-R32 Flushing hole 9.2mm. Wrench flat 25.4mm.  | 915 | 3' | 32 | 1 1/4 | 5.4 | | | | |
| | 1000 | 3'33/8" | 32 | 1 1/4 | 5.9 | | | | |
| | 1220 | 4' | 32 | 1 1/4 | 7.2 | | | | |
| | 1830 | 6' | 32 | 1 1/4 | 10.8 | | | | |
| | 2435 | 8' | 32 | 1 1/4 | 14.3 | | | | |
| | 3050 | 10' | 32 | 1 1/4 | 17.9 | | | | |
| | 3660 | 12' | 32 | 1 1/4 | 21.5 | | | | |
| MF-rod R32-Round32-R32 Flushing hole 9.2mm. Wrench flat 25.4mm.  | 915 | 3' | 32 | 1 1/4 | 6.2 | | | | |
| | 1220 | 4' | 32 | 1 1/4 | 8.0 | | | | |
| | 1525 | 5' | 32 | 1 1/4 | 9.8 | | | | |
| | 1830 | 6' | 32 | 1 1/4 | 11.6 | | | | |
| | 2435 | 8' | 32 | 1 1/4 | 15.1 | | | | |
| | 3050 | 10' | 32 | 1 1/4 | 18.7 | | | | |
| | 3660 | 12' | 32 | 1 1/4 | 22.3 | | | | |
| Guide speedrod R32-Round39-R32 Flushing hole 14.5mm.  | 3050 | 10' | 39 | 1 1/2 | 27.0 | | | | |
| | 3660 | 12' | 39 | 1 1/2 | 32.0 | | | | |

Bench Drilling R32

| Guide tube | | Length | | Diameter | | Weight approx kg | |
|---|--|--------|-------|----------|-------|------------------|------------------|
| | | mm | inch | mm | inch | | |
| Guide tube D46 for bits from 51-64mm  | | 1220 | 4' | 46 | 1 3/4 | 10.0 | |
| | | 1525 | 5' | 46 | 1 3/4 | 12.5 | |
| | | 1830 | 6' | 46 | 1 3/4 | 14.2 | |
| | | 3050 | 10' | 46 | 1 3/4 | 25.0 | |
| Coupling | | Length | | Diameter | | Thread | Weight approx kg |
| | | mm | inch | mm | inch | | |
| Coupling sleeves  | | 150 | 6 1/8 | 44 | 1 3/4 | R32 | 1.0 |
| | | 160 | 6 1/4 | 44 | 1 3/4 | R32 | 1.1 |