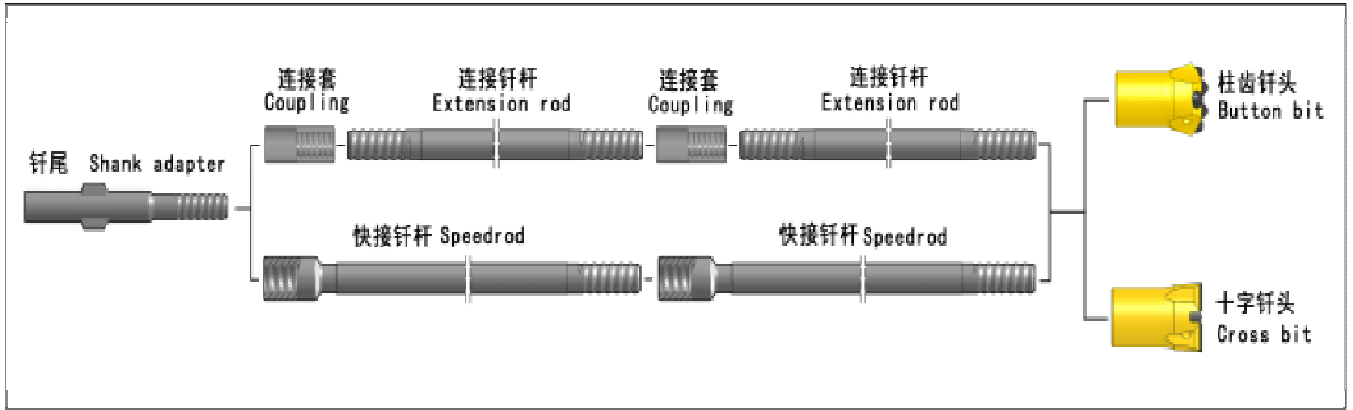
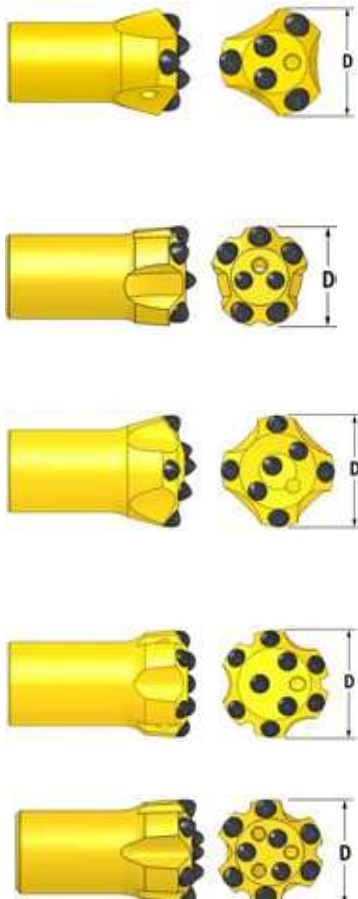

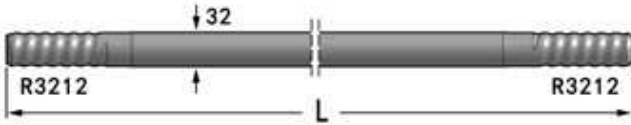
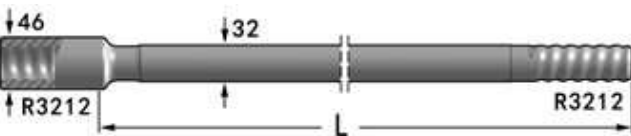



# Bench Drilling R3212



Drill bit	Diameter		No× button diameter			Flushing hole		Weight approx kg
	mm	inch	Front	Gauge	Angle	Front	Side	
Button bit 	48	1 7/8	2×9	3×11	35°	1	1	0.7
	48	1 7/8	2×9	5×11	35°	1	1	0.7
	55	2 1/8	1×12	3×14	35°	1	1	0.9
	55	2 1/8	2×10,1×10	4×12	35°	1	1	0.8
	55	2 1/8	2×10,1×10	4×10	35°	1	1	0.8
	55	2 1/8	3×9	6×10	35°	3	-	0.9
	60	2 3/8	2×12	3×14	40°	1	1	1.0
	60	2 3/8	2×11	5×12	40°	1	1	1.0
	60	2 3/8	2×10,1×10	4×12	40°	2	1	0.9
	60	2 3/8	3×10	6×11	40°	3	-	1.1
	65	2 1/2	2×13	3×14	40°	1	1	1.1
	65	2 1/2	3×12	3×14	40°	1	1	1.1
	65	2 1/2	2×12,1×12	4×12	40°	1	1	1.2
	65	2 1/2	2×12,1×10	4×14	35°	1	1	1.5
	65	2 1/2	3×12	6×12	35°	1	1	1.2
	65	2 1/2	3×12	6×12	35°	3	-	1.2
	70	2 3/4	3×12	3×14	35°	1	1	1.6
70	2 3/4	3×12	6×12	35°	1	1	1.4	
70	2 3/4	3×12	6×12	35°	3	-	1.4	
75	3	5×10	6×12	35°	2	1	1.7	
Cross-type bits 	55	2 1/8	16×10		-	1	2	0.8
	60	2 3/8	16×10		-	1	2	0.9
	65	2 1/2	16×10		-	1	2	1.0
	70	2 3/4	16×10		-	1	2	1.1
	75	3	18×13		-	1	2	1.3
	80	3 1/8	18×13		-	1	2	1.6

# Bench Drilling R3212

Drill rod	Length		Diameter		Weight approx kg		
	mm	Foot	mm	inch			
Extension rod R3212-Round32-R3212 Flushing hole 9.2mm..	600	2'	32	1 1/4	3.53		
	800	2'7"	32	1 1/4	4.70		
	900	2'	32	1 1/4	5.30		
	1000	3'3"	32	1 1/4	5.90		
	1100	3'6"	32	1 1/4	6.52		
	1200	3'9"	32	1 1/4	7.10		
MF-rod R3212-Round32-R3212 Flushing hole 9.2mm.	600	2'	32	1 1/4	4.45		
	800	2'7"	32	1 1/4	5.60		
	900	2'	32	1 1/4	6.17		
	1000	3'3"	32	1 1/4	6.80		
	1100	3'6"	32	1 1/4	7.40		
	1200	3'9"	32	1 1/4	7.90		
Coupling	Length		Diameter		Thread	Weight approx kg	
	mm	inch	mm	inch			
Coupling sleeves	150	6 1/8	44	1 3/4	R3212	1.0	
	160	6 1/4	44	1 3/4	R3212	1.1	
	160	6 1/4	48	1 7/8	R3212	1.5	
Shank adaptors	Length		Diameter		Thread	Weight approx kg	
	mm	inch	mm	inch			
For 90 drills	330	1 1/12	56	2 1/4	R3212	2.3	