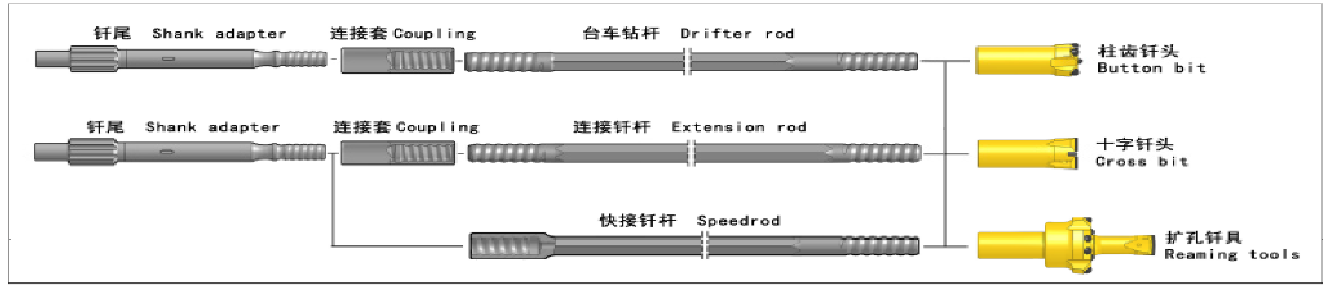
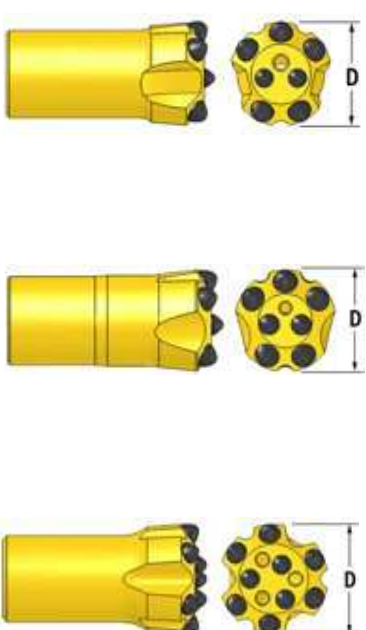
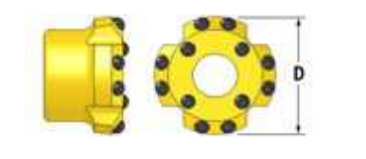

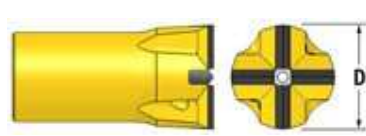
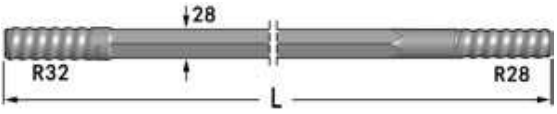
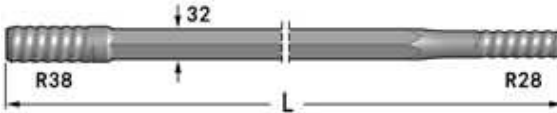
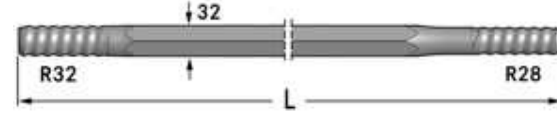
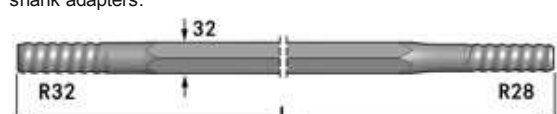
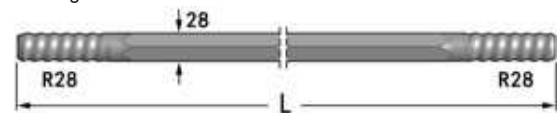
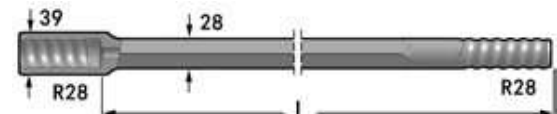



Drifting and Tunneling R28



Drill bit	Diameter		Noxbutton diameter			Flushing hole		Weight approx kg	
	mm	inch	Front	Gauge	Angle	Front	Side		
Button bit 	Spherical buttons								
	37	1 29/64	2×7	5×9	30°	1	1	0.5	
	38	1 1/2	2×8	4×9	30°	1	2	0.6	
	38	1 1/2	2×7	5×9	30°	1	1	0.6	
	41	1 5/8	2×8	5×9	35°	1	1	0.7	
	43	1 11/16	2×9	5×9	35°	1	2	0.8	
	45	1 3/4	2×9	5×10	30°	1	2	0.9	
	45	1 3/4	3×8	6×9	35°	1	3	0.9	
	Parabolic buttons								
	37	1 29/64	2×7	5×9	30°	1	1	0.5	
	38	1 1/2	2×8	4×9	30°	1	2	0.6	
	38	1 1/2	2×7	5×9	30°	1	1	0.6	
	41	1 5/8	2×8	5×9	35°	1	1	0.7	
	43	1 11/16	2×9	5×9	35°	1	2	0.8	
45	1 3/4	2×9	5×10	30°	1	2	0.9		
45	1 3/4	3×8	6×9	35°	1	3	0.9		
48	1 7/8	2×9	5×11	30°	1	2	1.0		
48	1 7/8	3×8	6×9	35°	1	3	1.0		
Reaming bit 6° 	64	2 1/2	2×10	8×9	35°	-	-	0.8	
	64	2 1/2	4×8	8×9	25°	-	-	0.8	
	76	3	2×11	8×11	35°	-	-	1.2	
	76	3	4×10	8×10	30°	-	-	1.2	
	89	3 1/2	4×11	8×11	35°	-	-	1.7	
	89	3 1/2	4×10	8×10	30°	-	-	1.7	
Pilot adapter 6° 	26	1 1/32	12×8		-	-	-	1.5	
Cross-type bit 	38	1 1/2	14×8		-	1	2	0.6	
	41	1 5/8	14×8		-	1	4	0.7	
	43	1 11/16	14×8		-	1	4	0.7	
	45	1 3/4	14×8		-	1	4	0.9	
	51	2	14×8		-	1	4	1.1	

Drifting and Tunneling R28

Drill rod	Length		Diameter		Weight approx kg	
	mm	Foot	mm	inch		
Drifter rod, R32-Hex28-R28 Flushing hole 8.8mm. 	2400	7'10" 9'	28	1 1/8	12.2	
	2750		28	1 1/8	14.4	
	3700	12'11/2"	28	1 1/8	18.9	
	4000	13'13/8"	28	1 1/8	20.4	
	4310	14'11/2"	28	1 1/8	22.0	
	4920	16'11/2"	28	1 1/8	25.3	
Drifter rod, R38-Hex32-R28 Flushing hole 9.6mm. 	2900	9'61/8"	32	1 1/4	18.8	
	3090	10'11/2"	32	1 1/4	20.0	
	3700	12'11/2"	32	1 1/4	24.0	
	4310	14'11/2"	32	1 1/4	27.9	
Drifter rod, R32-Hex32-R28 Flushing hole 9.6mm. 	3090	10'11/2"	32	1 1/4	20.0	
	3700	12'11/2"	32	1 1/4	23.5	
Drifter rod, R32-Hex32-R28 Flushing hole 9.6mm. With slimmed shank end for female shank adapters. 	3090	10'11/2"	32	1 1/4	20.0	
	3700	12'11/2"	32	1 1/4	24.0	
	4000	13'13/8"	32	1 1/4	25.9	
	4310	14'11/2"	32	1 1/4	27.9	
Extension rod, R28-Hex28-R28 Flushing hole 8.8mm. 	3050	10'	28	1 1/8	15.0	
Speedrod, R28-Hex28-R28 Flushing hole 8.8mm. 	3050	10'	28	1 1/8	15.0	
Coupling	Length		Diameter		Thread	Weight approxkg
	mm	inch	mm	inch		
Coupling sleeves 	150	5 7/8	44	1 3/4	R32	1.0
	150	5 7/8	40	1 37/64	R28	0.9
	170	6 3/4	55	2 5/32	R38	2.0
Coupling sleeves of different diameter	160	6 5/16	45	1 3/4	R28-R32	1.2
	160	6 5/16	56	1 13/64	R28-R38	2.5